

HOW TO CLEAN EYEWEAR

STEP 1: WASH YOUR HANDS

Clean your hands with soap and water for 20 seconds or use hand sanitiser.



STEP 2: POP ON YOUR GLOVES

Put a pair of disposable gloves on to reduce the spread of germs.



STEP 3. CLEAN THE FRAME

MAKE SURE YOU DO NOT TOUCH YOUR MOUTH, NOSE OR EYES DURING THE PROCESS.

Rinse the frame under a stream of lukewarm water.

Apply a small amount of washing up liquid and gently rub into the lenses, bridge, nose-pads and temples.

Rinse thoroughly in lukewarm water, leaving no soap behind.

Dry the frames carefully using a microfibre cloth.

STEP 4 (OPTION A): DISINFECT THE FRAME THE 'DISPOSABLE' WAY

Clean every part of the frame with an anti-bacterial alcohol free wipe.

Use a second wipe if needed.

Dispose of the wipe/s safely and quickly.

STEP 4 (OPTION B): DISINFECT THE FRAME THE 'CLINICAL' WAY

Plug in your UV Sanitising Unit.

Pop the frame inside and switch on.

Safely remove your gloves (Guide on page 2.)

Wait for 30-45 minutes.

Take out the frame and switch off the unit.

STEP 5: SAFELY REMOVE YOUR GLOVES

Use our guide on page 2 to safely remove your disposable gloves.

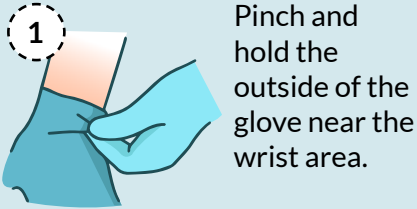


STEP 6: FINISH WHERE YOU STARTED!

Clean your hands with soap and water for 20 seconds or use hand sanitiser.



HOW TO REMOVE DISPOSABLE GLOVES



1 Pinch and hold the outside of the glove near the wrist area.

2 Peel downwards, away from the wrist, turning the glove inside out.



3 Pull the glove away until it is removed from the hand and hold the inside-out glove with the gloved hand.

4 With your un-gloved hand, slide your finger/s under the wrist of the remaining glove, taking care not to touch the outside of the glove.







5 Again, peel downwards, away from the wrist, turning the glove inside out.

6 Continue to pull the glove down and over the inside-out glove being held in your gloved hand. Throw in a bin immediately.



WHAT NOT TO DO WHEN CLEANING EYEWEAR

-  **DON'T USE ALCOHOL** as this can strip the coating from lenses.
-  **DON'T USE PAPER TOWELS** as the surface of them can scratch lenses.
-  **DON'T USE BLEACH** or anything with high acid content such as vinegar or lemon juice - this can damage both lenses and frames.
-  **DON'T USE HOT WATER** as this can distort frames

NEED PPE OR CLEANING SUPPLIES?

Continental Eyewear are here for you - from face and eye protection to hand sanitisers and cleaning sprays and wipes. Coming soon - gloves, anti-bacterial wipes and UV sterilising units.



**continental
eyewear**

PART OF MILLMEAD OPTICAL GROUP

continental-eyewear.com
+44 (0) 151 426 3907
sales@continental-eyewear.co.uk